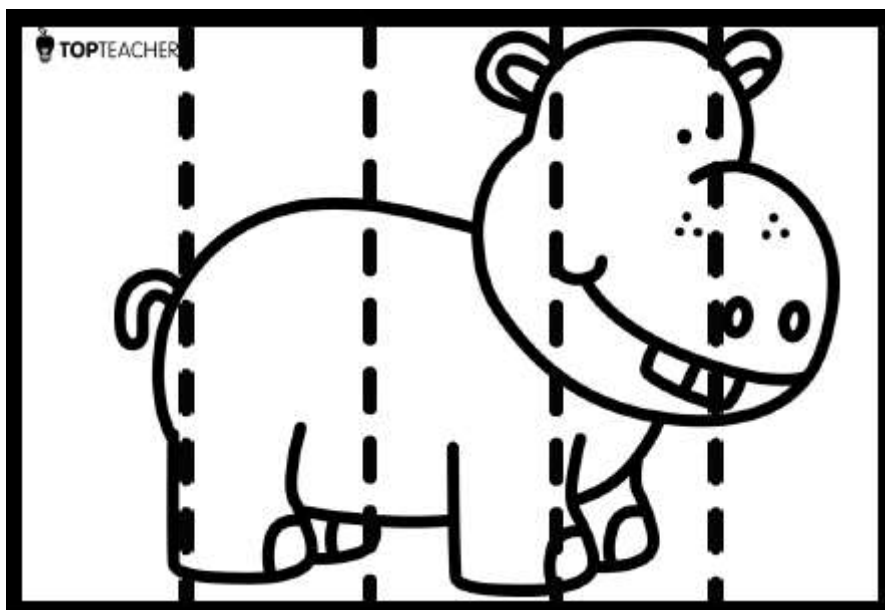




Transition Session 2: Wednesday 20 October -
Watch the video on the Strathaird Primary School website before completing.
Go to www.strathairdps.vic.edu.au

1. Colour in the pictures.
2. Cut along the dotted lines to turn your pictures into puzzles.
3. Make your puzzles by putting the pictures back together in the correct order.



Just Like Me! by Jenny Giles

1. Look at the pictures of butterflies below. They have all been made using materials you might have in the home.
2. Have fun seeing if you can make your own butterfly. What materials will you use?



Glue a photo of your butterfly here.

