

Strathaird Primary School News

4/2/2026

Edition 1



VISION STATEMENT AND MISSION

To empower students to strive for personal achievement, embrace challenges and develop the skills and values that enable them to become lifelong learners and engaged responsible citizens in an ever changing global society.

Strathaird



Primary School



Contact Us:

20 Sherwood Road
Narre Warren South, 3805

PO Box 4124
Narre Warren South, 3805

9705 3800

Strathaird.ps@education.vic.gov.au

www.strathairdps.vic.edu.au 1'

Principal Page


WELCOME BACK



A very warm welcome to the new school year, we hope you enjoyed a happy, relaxing holiday break. After a long holiday it has been great to welcome back our Years 1-6 students last Wednesday and to see their happy, smiling faces. We are very much looking forward to a fantastic year.

A big welcome to our Prep students who commenced school full time yesterday. To families new to Strathaird, we hope you are settling in, if you have any questions, don't be afraid to ask for help..

We are very excited to have a second set of triplets come to our school. A big warm welcome to Ibrahim, Yusra and Zahra.



STAFF APPOINTMENTS

This year we are pleased to welcome new and returning staff. Our new staff members are: Alicia Mahrif, Annalise Marinelli, Danielle Tibenszky, Kathy Marki, Lucy McMillan, Manelle Chahine, Narinder Kaur, Priscilla Pinto and Quyen Nguyen.

We are delighted to welcome back Tyson Zimmerle and Damon Crossley. We are very excited about what each of these staff members will contribute to our school during 2026.

THE TRANSITION FROM SENTRAL TO COMPASS



A big thank you to our parents and carers for the smooth transition you have made from Sentral to the Compass school management system. So far, we have rolled out the following functions – Student details, attendance, conferences (Parent-Teacher Interviews), calendar and newsfeed. Soon we will add **Events – Excursions/Incursions** and later on in the term, **Student Reports**.

We are having some issues with parents' accounts, it is our aim for each parent to have their own account. We are working to resolve these issues asap. Thank you for your patience..

A big thank you to all of our staff, especially Corey Fleming and the Office staff, for the significant work and effort they have put in to ensure a smooth change over to Compass.

PARENT –TEACHER INTERVIEWS

We are looking forward to Parent-Teacher Interviews next week. Parents will have the opportunity to book an interview time with their child's teacher for **Monday 9th February between 3:30pm. and 7:30pm, or Wednesday 10th February between 3:30 and 5:00pm.**

Parents need to book Interviews using COMPASS. If you need help booking Interviews, please contact the School Office.

Interviews at this time of the year are designed to give parents an opportunity to inform teachers of

Principal Page

any relevant background information which may be of assistance in developing class programs throughout the year. Background information may include your child's strengths and qualities, areas of concern, learning needs, homework expectations and how parents can assist learning.

PANCAKE DAY

The school will be holding a special Pancake Day on Tuesday 3rd March. This is a special treat, a free event, for our students organised by the School with the help of some parent volunteers. Students will have a choice of a plain pancake, or lemon and sugar, jam or maple syrup topping.

Please look out for the Free Pancake Day note coming out in the Compass feed soon.

SCHOOL COUNCIL

There are 4 two year terms available on School Council. These positions need to be filled, can you please help us?

The School Council is involved in many aspects of the school including approving policies and monitoring finance. School Council members need to attend eight meetings over the year and most positions are for two years. We encourage parents to please consider nominating, I feel sure you will find it a positive and rewarding way to contribute to the School.

Important update

From this year, parents, carers and community members will need a valid Working with Children Check (WWCC) before they can nominate for School Council. If you're thinking about putting your hand up, now is the time to apply.

The process and timeline for School Council elections is outlined below. If you have any questions, please contact me at School.

SCHOOL COUNCIL ELECTIONS 2026

All government schools in Victoria have a School Council. They are legally constituted bodies that are given powers to set the key directions of a school within state-wide guidelines. In doing this, a School Council is able to directly influence the quality of education that the school provides for its students.

This year there are **four Parent Member vacancies (two-year terms)** on School Council.

* The election process will commence with a call for nominations from **Monday 23rd February**.

* Nomination forms can be obtained from the School Office.

* Nominations close and are due to the School Office by **4:00pm on Monday 2nd March**.

* The list of candidates will be posted outside the School Office on **Wednesday 4th Mar**.

* If there are more nominations than vacant positions, a ballot process will take place. Ballot Papers will be distributed to all families on **Tuesday 10th Mar**.

* All Ballot Papers must be received by the closing of the Ballot at **4:00pm Monday 16th March**.

* Counting Ballot and Declaring Poll will take place on **Tuesday 17th March**.

* The first meeting of the newly appointed School Council will be held on **Tuesday 24th March**.

Principal Page

PICK-UP AND DROP-OFF ZONE

The pick-up and drop-off zone on Community Parade is only for quickly picking up and dropping off students. When all motorists comply with the instructions the zone works very well but when people do the wrong thing, others naturally become frustrated. **You must not park there or leave your car there.** The maximum time that your car can be in the zone is **two minutes**. Please also be aware the Council could be here at any time ensuring motorists are doing the right thing.

CSEF

Applications are open for the Camps, Sports and Excursions Fund (CSEF). The CSEF helps eligible families cover the cost of school trips, camps and sporting activities. Payment amounts for eligible families this year have increased to \$400 for primary and secondary school students. This is up from \$154 and \$256 respectively.

Eligibility

Families are eligible to apply for the CSEF if they have a valid means-tested concession card.

Foster parents and students aged 16 years and over who are considered mature minors and hold a valid concession card are also eligible to apply.

There is also a special consideration category for recently arrived asylum seeker and refugee families.

SEE FLYER ON NEXT PAGE

PRIVACY REMINDER

Annual privacy reminder for our school community

Our school collects and uses student and parent personal information for standard school functions or where permitted by law, as stated in the [Schools' privacy policy](#) and the [Schools' privacy collection notice](#).

Our Photographing, Filming and Recording Students policy (on School Website) describes how we collect and use photographs, video and recordings of students. The policy also explains when parent consent is required and how it can be provided and withdrawn.

For more information about privacy, refer to: [Schools' privacy policy: information for parents](#). This information is also available in eleven community languages:

| | | | | |
|------------|--------|----------|---------|----------|
| Amharic | Arabic | Chinese | Dari | Gujarati |
| Mandarin | Somali | Sudanese | Turkish | Urdu |
| Vietnamese | | | | |

YEAR 6 CAMP

Students and staff are very much looking forward to the Year 6 Camp to Briars in Mt Martha to be held from March 11 March—13 March. Information will be sent out to parents shortly.

Principal Page



Department
of Education

FINANCIAL ASSISTANCE

INFORMATION FOR FAMILIES

Every Victorian child should have access to the world of learning opportunities that exist beyond the classroom. The Camps, Sports and Excursions Fund helps ensure that no student will miss out on the opportunity to join their classmates for important, educational and fun activities. It is part of making Victoria the Education State and the Government's commitment to breaking the link between a student's financial circumstances and their outcomes.

CAMPS, SPORTS and EXCURSIONS FUND (CSEF)

School camps provide children with inspiring experiences in the great outdoors. Excursions encourage a deeper understanding of how the world works while sports teach teamwork, discipline and leadership. All are a part of a healthy curriculum.

CSEF is provided by the Victorian Government to assist eligible families to cover the costs of school excursions, camps and sporting activities.

If you hold a valid means-tested concession card or support an out of home care student you may be eligible for CSEF. A special consideration category also exists for asylum seeker and refugee families. The allowance is paid directly to the school to use towards expenses relating to camps, excursions or sporting activities for the benefit of your child.

The annual CSEF amount per student is \$400 for all school students.

HOW TO APPLY

New applicants should contact the school office to obtain a CSEF application form or download from the website below.

If you applied for CSEF at your child's school last year, you do not need to complete an application form this year unless there has been a change in your family circumstances.

You only need to complete an application form if any of the following changes have occurred:

- **new student enrolments:** your child has started or changed schools this year.
- **changed family circumstances:** such as a change of custody, change of name, concession card number, or new siblings commencing this year.

Check with the school office if you are unsure.

MORE INFORMATION

For more information about CSEF visit:

<https://www.vic.gov.au/camps-sports-and-excursions-fund>



Term 1 2026

Monday

Tuesday

Wednesday

Thursday

Friday

FEBRUARY

| | | | | |
|--|--|--|--|---|
| 2nd Australia Day - Public Holiday | 3rd Curriculum Day - No Students | 4th 1st Day Grade 1-6 Students Prep SEA Testing | 5th Prep SEA Testing | 6th Prep SEA Testing Last day to book PT interviews on Compass JNR Assembly |
| 9th PT Interviews 3.30pm - 7.30pm | 10th PT Interviews 3.30pm - 5pm | 11th | 12th | 13th Bookclub Due today SNR Assembly |
| 16th | 17th | 18th | 19th | 20th JNR Assembly |
| 23rd | 24th Gr 5 Body Investigation Incursion | 25th | 26th Gr 5 Body Investigation Incursion | 27th SNR Assembly |

MARCH

| | | | | |
|---------------------------------------|-----------------------------|-----------------------------|-----------------------------|--|
| 2nd March District Swimming | 3rd Pancake Day | 4th | 5th | 6th Curriculum Day - No School |
| 9th Labour Day - No School | 10th Grade 6 Camp | 11th Grade 6 Camp | 12th Grade 6 Camp | 13th SNR Assembly |

Literacy

Reading at Home with Young Readers

Most classrooms have commenced take-home reading by now and it is a school expectation that all students read and record this every night at home. Nightly home reading increases and practises their skills that are taught in class. These books are usually easier than what your child will be reading in class with their teacher and there are important reasons for this.

Class teachers match students to appropriate levelled texts for classroom instruction. These texts are selected carefully in order to provide ample challenge for students but also where support can be offered for new skills and strategies to be gained. Reading at home has a different, but also important purpose. Please read below to find out why your child is bringing 'easy' books home.

Why Easy Reading? Readers are able to hear themselves read in a phrased and fluent manner, "*reading like we're talking*", when there are only a few or no challenging words or grammatical constructions. Reading fluently is a requirement for comprehension. **Comprehension (getting the meaning) is what reading is all about, the reason we read.**

- Reading is a complex and dynamic problem-solving process using a variety of strategies. Development of any skill requires repeated practice. The skills and strategies the reader has in place will act as the foundation on which new learning can be built.

- Easy books and books previously read, allow the reader to improve the speed and quality of the processing. Each time the reader has to stop to decode a word, the flow of language is lost and the meaning of the story is often suspended.

Readers are able to reinforce knowledge of high frequency words which are repeated in many different books. **Studies show that children need to be presented with a word several times, in a number of contexts, in order to have real control of that word.**

A familiar book is not a memorised book. It is a book that still challenges a reader to do some reading work, engaging with print and picking up new information. The practice of re-reading familiar books encourages confidence and fluency, and provides practice in bringing reading behaviours together.

Children who enjoy reading want to read more! Children who read everyday gain significant benefit over children who do not. Exposure to new words, concepts and topics improves performance in many areas of learning. Your support with this is crucial, particularly in the early years of schooling.

With any book, at any level, you can focus on comprehension.

Occasionally, stop, and have your child predict what will happen next.

Once or twice, as you read the book, stop and check for understanding, ask "who" and "what."

Having your child retell the story in their own words is a difficult, but necessary skill. The more practice they get, the easier it becomes.

Talk, talk, and talk about the books. Participate in this reading journey with your child; the pay-offs will last a lifetime!

Remember our primary goal is for your child to enjoy reading!

If you have any questions about the books your child is bringing home, please make a time to speak to your child's teacher.

David Inturrisi (Leading Teacher - Curriculum)



Principal Page



Strathaird has moved from Sentral to Compass in 2026.

It is very important that all parents are using COMPASS.

You should have received a login, password and instructions.

If you would like to learn about Compass before then, please check out these links:

[Parent Compass App - YouTube](#)

[A guide for parents & families | Compass Education AU](#)

If you watch the YouTube videos, please watch 1, 3, 4, 6 and 8 as these are the ones relevant to our school.

Parents can download the Compass app for our school to start receiving notifications.

Kitchen Garden



Term 1 Grade 6 Seeking Kitchen Garden Volunteers

In Term 1, the Grade 6s will be taking part in the Kitchen Garden Program for the last time!

We are **seeking weekly volunteers** from parents, guardians and carers to support the running of the Kitchen Garden Program.

The program runs best when there are **2-4 volunteers per session**

Applicants must have a current **working with children check** or be happy to apply for one which the school office can guide you through. This process is free

KITCHEN GARDEN SESSION TIMES

MONDAY

6A- Mr Zimmerlé - 11:20am-1:15pm

TUESDAY

6B- Miss Brickell- 8:50am-11:00am

6C- Miss Heys- 11:20am-1:15pm

THURSDAY

6D- Miss Chahine- 11:20am-1:15pm

WEEKLY WORKING BEE

every Monday 2:00 - 3:15

Help Miss Hearnden keep the Veggie Gardens and Fruit trees thriving

scan to
register your
interest in
volunteering



You can also **email** the school to say that you would like to volunteer with your name, contact number, day and the times you are available to volunteer to **strathaird.ps@education.vic.gov.au**
Subject: Kitchen Garden Volunteers

Brodie Hearnden - Kitchen Garden Co-ordinator

SUSTAINABILITY NEWS



ResourceSmart
Schools

City of Casey Bin it Right app!

Can I recycle pots and pans?

Can I recycle polystyrene?

How do I book hard rubbish collection?



Download the City of Casey Bin it right app to find out....

- Get bin night reminders and which bins to put out
- check what goes in each bin
- download your personalised bin calendar
- stay updated on service changes
- find all Council waste services in one handy place.



BIN IT RIGHT!

Casey's smarter, simpler waste app



**Container
Deposit
scheme
10c
recycling -
COMING
SOON!**

GREEN TEAM

GREEN TEAM 2026 - GRADE 5 students

Green team applications are due on Friday

Interested students need to write a letter to Ms Van Styn and Miss Burns explaining:

- why they want to be in the Green team
- experiences they have had that will help them be a good team member
- skills they can bring e.g. happy to get their hands dirty, like gardening, work well in a team
- any new ideas they have for making Strathaird a sustainable school.

Project Stationery Donations 2025

Last year we asked students to donate lightly used stationery and books to Project Stationery. We donated 2 large boxes and here is a report on the results. Thanks to all who donated!



We collected
ten tonnes
of stationery

That's roughly the **weight**
of two adult elephants!



Our stationery recipients:

Aylington Community Centre
Barnbridge & Co
Belgium Avenue Neighbourhood House
Cariboo
Corken Beach School Learning Centre
Corrygash Adult Education
Corrywood College
Corrywood Neighbourhood House
DASH
East West Children
Ripley Early Learning Centre
Glad & Grace St
Gowrie House Neighbourhood House
Hobbs Street Neighbourhood House
Jubilee Community Centre
Keweenaw Community Centre
Keweenaw Community Centre
North Canton Railway Neighbourhood House
Our Village (St. John's Mission)
Pine Hill
Riverside High School
Thornbury Kindergarten



Make good choices



Why do you like it?



Use devices near a grown-up



Time's up



Make good choices

Help children to think about the content they watch and how to manage their time on screens.

Message 1: Why do you like it?

Choosing to say kind things when connecting online is a life-long skill that can help prevent cyberbullying later on. The screen image can be a stimulus to discuss the types of things you should do when video calling, like saying hello with a smile.

Message 2: Use devices near a grown-up

Children need to be aware that digital technologies should be used with a grown-up nearby and in a shared space. Children should get used to the idea, from an early age, that devices should not be used in bedrooms.

Message 3: Time's up.

It is important to discuss with children how they will know when it's time to turn devices off and how they will transition to another activity.

Key questions when discussing this poster could include:

- What do you like to play on devices? What makes you like it?
- Where are these people using devices? Where are you allowed to use them?
- Have you ever been told you have been playing on a device for too long? How do you feel when that happens? What do you usually do?

Be safe



Play with the games and apps that are yours



Only talk with people you know



Some things should be kept private



Be safe

Help children understand personal information and how it can be protected.

Message 1: Play with the games and apps that are yours.

Devices should be set up so children know which content is for them and that other games, programs or apps may not be suitable for them. The screen image shows the folder where the little girl can find the games and apps just for her use.

Message 2: Only talk with people you know.

This picture reminds children that they should only video call when a grown-up is helping them, and only speak to people they know.

Message 3 - Some things should be kept private.

In this picture the boys are creating an avatar with their Grandad. Avatars can be a practical way of showing children how they can keep their real name and identity private by creating a character to represent themselves in games.

Key questions when discussing this poster could include:

- Do you play on your Mum or Dad's phone, tablet or computer? Do you have a special place for your games and apps? How do you know what is yours?
- Do you talk on the computer to your friends and family? Who helps you?
- Why do you think the boy in the last picture looks confused? If you were going to create an avatar for yourself what would it look like? Why?

Be kind



Say kind things



Take turns



Ask before you take a photo



Be kind

Teach children to be kind and respectful in digital contexts.

Message 1: Say kind things

Choosing to say kind things when connecting online is a life-long skill that can help prevent cyberbullying later on. The screen image can be a stimulus to discuss the types of things you should do when video calling, like saying hello with a smile.

Message 2: Take turns

Taking turns is a good way of managing time on screens and building self-regulation skills. The child in the background of this picture is sad because they have been left out of the game.

Message 3: Ask before you take a photo.

The little boy in is taking a photo of himself with his family. The screen image depicts another time when he is asking his family if they would like to be in the photo.

Key questions when discussing this poster could include:

- Have you ever called your family or friends on a computer or tablet like the people in the first photo? What do you think they are saying? How do you know?
- Why do you think the boy in the middle photo looks sad? What could they do to stop him feeling sad?
- Do you always ask someone if it is OK to take their photo before you take it? Why?

Ask for help



Tell a grown-up



Check before you tap



You won't get in trouble



Ask for help

Teach children to ask a trusted grown-up for help with any issue using digital technologies.

Message 1: Tell a grown-up.

It is really important for children to know that if something makes them feel worried, scared or sad when they are using a device they should tell a grown-up.

Message 2: Check before you tap.

Before children use a device, they should ask a grown-up. The picture shows the little boy asking if he can play a new video he has not seen before.

Message 3: You won't get in trouble.

When children are playing with digital technology often things happen that they didn't expect. It can be the same for grown-ups too! Children need to know that if something unexpected happens, they should tell a grown-up. They should be assured that the grown-up will know it was important for the child to share the problem even if it happened because they made a mistake.

Key questions when discussing this poster could include:

- Have you ever seen something that made you feel worried, scared or sad when you were playing on a tablet? Who would you tell? What do you think they would say?
- Who do you ask before you play, watch or tap on something new on a device?

Important Parent Resources

PROTECT

Everyone has the right to be safe and be protected from abuse.

No one should behave in a way that makes you feel unsafe or afraid, including anyone in your family, anyone at school or anywhere else in the community.

Tell a teacher or any adult at your school if you feel unsafe.



It's everyone's responsibility.

Adults at school must listen and respond to concerns about child abuse.

If you suspect abuse of any child or young person, you have a responsibility to report it, even if you are not sure.

Further information & resources
www.education.vic.gov.au/protect



Attendance

Please ensure your children are at school on time. Students should be at their class by 8.50am ready to begin class by 9am.

If your child is absent, please notify the school through the Parent Portal on Sentral or call the admin on 9705 3800.

Every Minute Counts

| | |
|------------|-----------------|
| 5 minutes | • 3 days lost |
| 10 minutes | • 6.5 days lost |
| 15 minutes | • 10 days lost |
| 20 minutes | • 13 days lost |
| 30 minutes | • 19 days lost |

But I was only a BIT late?



In a school Year

Honesty

We are truthful in what we say and do, people can rely on us and trust us.



Responsibility

We make good choices and are accountable for our actions.



Strathaird



Primary School

School
Values
PROGRAM



Respect

We value people's worth and qualities and treat them in a polite and friendly manner.



Compassion

We care about others, we treat them with kindness and we help people when they are in need.