

# Strathaird Primary School News

27/08/2025

Edition 13



**Strathaird**



Primary School

**School Values**

Respect

Honesty

Responsibility

Compassion

**Contact Us:**

20 Sherwood Road  
Narre Warren South, 3805

PO Box 4124  
Narre Warren South, 3805

9705 3800

[Strathaird.ps@education.vic.gov.au](mailto:Strathaird.ps@education.vic.gov.au)  
[www.strathairdps.vic.edu.au](http://www.strathairdps.vic.edu.au)



# Principal Page



## DAFFODIL DAY

A big thank you our students, families and staff for their support of our Daffodil Day fundraising effort.

Together, our school raised almost \$1400 for the Cancer Council for vitally important lifesaving research. What a fantastic effort, thank you so much.

### WELL DONE TO OUR TEEBALL TEAM

Congratulations to our Grade 6 girls Teeball team who finished 3<sup>rd</sup> at the Regional Finals on Monday the 18<sup>th</sup> August. Our girls played 4 games at Cheltenham Baseball Club, we won 2, drew 1 and lost 1. Overall, our girls finished 3<sup>rd</sup> at the competition, an amazing feat. We are extremely proud of how the girls played and the sportsmanship they displayed. Well done girls!



### FANTASTIC ACHIEVEMENT BY SARA

Huge congratulations to Year 6 student and School Vice Captain, Sara Arulanandam, who has been selected by School Sports Victoria to represent the Team Victoria 12&U girls Cricket Team at the Australian School Sports championships to be held in Ballarat in October.

Sara has only been playing competition cricket for two years but is already a very skilled and talented player. She plays cricket for two different clubs at Under 12, Under 15 and Under 18 level.

Sara's goal is to play cricket for Australia and is working hard to achieve that goal.

Knowing Sara as we do, I am inclined to predict she will very likely achieve that goal one day. You can do it Sara 😊

We wish Sara all the best for School Sports Australia championships.



### PLANNING IS UNDERWAY FOR THE 2026 SCHOOL YEAR

We are asking our school community to please:

- \*Complete enrolment if you have a PREP child commencing at our school next year.
- \*Please let us know asap if you have a child in Year 1 to Year 6 in 2026 and they will not be continuing at our school.

THANK YOU :)

## FATHER'S DAY STALL

Our school will be holding a Father's Day Stalls on Monday 1st & Tuesday 2nd September outside the office at school.

All Gifts will cost \$3 and students can spend up to \$6.

Students will visit the stall with their teacher during class time. As we are an environmentally friendly school it would be greatly appreciated if students could bring a reusable bag for their gifts.

***Grade 2, Grade 3, Grade 4, Grade 5 will be attending Monday 1st September.***

***Prep, Grade 1, Grade 6 will be attending Tuesday 2nd September.***

Payments can be made via the QKR App by Thursday 28th August.

## THE SMILE SQUAD

The Smile Squad is a wonderful dental service made available by the Victorian Government to provide free dental care to state school students. They have visited our school a few times to provide checkups and treatment and we are very grateful for this service.

Now they are providing free oral health packs to our students.

Your child(ren) will soon receive a free pack to bring home. The pack contains a toothbrush, full sized toothpaste, and an oral health brochure, packed inside a reusable water bottle. Please take the time to read the brochure. It's full of helpful hints and tips to help your whole family eat well, drink well and clean well – for life.

### Standard strength toothpaste

Smile Squad provides standard strength fluoride toothpaste that is generally used by ages six and over, unless recommended by a dental or trained health professional.

If your child is under six, please talk to a dental or trained health professional to find out if your child might benefit from using this toothpaste. You can also choose to put the toothpaste away until they turn six or give it to someone else in your family to use.

### About Smile Squad

You can access free dental for students by calling your local community dental clinic Monash Health and asking for a Smile Squad appointment.

Visit the Smile Squad website at: [www.smilesquad.vic.gov.au](http://www.smilesquad.vic.gov.au) to learn more.



## 2025 Parent / Caregiver / Guardian Opinion Survey

Our school is conducting the annual Parent / Caregiver / Guardian Opinion Survey offered by the Department of Education and is seeking your feedback. The survey is designed to assist schools in gaining an understanding of families' perceptions of school climate, student behavior, and student engagement. The survey is optional, but we encourage and appreciate your participation.

Our school will use the survey results to assist in identifying areas for improvement and professional development needs in the school, to target school planning and improvement strategies.

The Parent / Caregiver / Guardian Opinion Survey will be open online from **Monday 18 August to Friday 19 September 2025**.

All families are invited to participate in the survey.

Please access the survey through this link:

<https://research.orima.com/parent>

All parents/caregivers/guardians use the **same six-digit PIN** to access the survey. **Only one member from each household should complete the survey.**

**Our school's generic PIN is:**  
**398521**

The survey will be conducted **online**, only takes **20 minutes** to complete, and can be accessed at any convenient time on desktop computers, laptops, tablets or smartphones.

The online survey will be available in English and 10 other languages including Arabic, Greek, Hakha Chin, Hindi, Japanese, Punjabi, Simplified Chinese, Somali, Turkish, and Vietnamese. *If you require a language translation guide to help you complete the survey, please let us know.*

Please contact the Office if you would like more information.

THANK YOU FOR TAKING THE TIME TO COMPLETE THE SURVEY 😊

# Student of the Week



## Week 4

<b>Prep A</b>	Hunter	For working hard to finish his writing tasks!
<b>Prep B</b>	Hazel	For an amazing effort in building your aeroplane during our Little Woodworkers Incursion!
<b>Prep C</b>	Keaton	For your amazing writing this week! Well done!
<b>Prep D</b>	Mahalia	For making good choices in the classroom and helping others
<b>Prep E</b>	William	For putting in extra effort to share his wonderful ideas with the class this week, great job William!
<b>1B</b>	Addy	For contributing to class discussions and always being eager to learn!
<b>1C</b>	Jennifer	For working hard to improve your writing.
<b>1D</b>	Carter	Fantastic line drawing
<b>1E</b>	Cody	For showing willingness to share his knowledge of tricky concepts with others.
<b>2A</b>	Musa	For being a positive contributor during reading sessions
<b>2D</b>	Neil	For your great performance in Readers Theater
<b>3A</b>	Daniel	For planning, writing, and typing up an exciting narrative.
<b>3B</b>	Raahim	For always taking on feedback to improve your work and your enthusiasm for all subjects!
<b>3C</b>	Adeli	For her hardwork and perseverance in Maths
<b>3D</b>	Liam	For his amazing contributions during class discussions about animal and plant adaptations!
<b>3E</b>	Subaiya	For sharing great ideas and opinions during Guided Reading discussions
<b>3F</b>	Sargun	For writing a fantastic narrative that showed great creativity.
<b>4B</b>	Mia	For writing and publishing a beautiful descriptive piece!
<b>4D</b>	Ayaan	For consistently using evidence from the text to justify his responses.
<b>4E</b>	Will	For your screen time self-care plan.
<b>5A</b>	Naz	For doing such a great job of your information report and research. Keep up the amazing effort!
<b>5B</b>	Isla	For doing such an amazing job with the presentation of her information report. Keep up the great effort!
<b>5C</b>	Adnan	For taking on feedback in order to make his information report better. Well done Adnan!
<b>5D</b>	Peyton	For an amazing presentation of her information report. Well done, Peyton!
<b>6A</b>	Ella	For showing perseverance towards your learning by always giving it your personal best.
<b>6B</b>	Elyas	For always having a positive attitude towards all activities.
<b>6C</b>	Arfan	For working hard to improve his Numeracy capabilities.
<b>6D</b>	Roya	For working well in her group for Inquiry





# Student of the Week



## Week 5

<b>Prep A</b>	Navid	For doing so well to use sounds to form words during Writing.
<b>Prep B</b>	Aria	For an amazing effort with your reading and writing!
<b>Prep C</b>	Mahnaz	For showing amazing reading skills! Well done!
<b>1B</b>	Virat	For always putting a great amount of effort in to your work. Well done!
<b>1E</b>	Richie	For being open to feedback and implementing it to improve his learning.
<b>3A</b>	Ramin	
<b>3B</b>	Baneen	For working hard to learn your multiplication facts!
<b>3C</b>	Abdul	For his hardwork writing his narrative piece.
<b>3D</b>	David	For his contributions during whole class and small group discussions!
<b>3E</b>	Bahara	For being a key contributor in class discussions. Thanks for always being involved!
<b>3F</b>	Omid	
<b>4B</b>	Anika	For wonderful work in Kitchen Garden this week!
<b>4D</b>	Aaliyah	For showing excellent effort and success in using the vertical multiplication method.
<b>4E</b>	Hammad	For learning all of the multiplication facts.
<b>5A</b>	Mikayla	For adding supporting evidence with your reading answers. Keep up the super effort!
<b>5B</b>	Phoebe	For trying her hardest in the Regional Tee-Ball competition. What an amazing effort!
<b>5D</b>	Tuima	For being a helpful member of our class!
<b>6A</b>	Ashley	For the strong use of figurative language that you embedded into your writing
<b>6B</b>	Hena	For working hard to complete a wonderful descriptive picture book.
<b>6C</b>	Zinat	For writing a wonderful Narrative during our Live Writing session.
<b>6D</b>	Ray	For writing a great story for his buddy.





# School Values Awards



Congratulations to the following Students

## Week 4

Prep A	Danyal
Prep B	Aria
Prep C	Silas
Prep E	Sama
1B	Muhamed
1C	Tommy-Joe
2A	Fernando
2D	Hania
3A	Lily
3B	Ariella
3C	Rayan
3D	Skye
3E	Sana
3F	Vihaan
4B	AaroHi
4D	Arman
4E	Cordae
5A	Mikayla
5B	Alina
5C	Moe
5D	Sanuk
6A	Farhanaz
6B	Saindhavi
6C	Phenix
6D	Alina

## Week 5

Prep A	Selen
Prep B	Benyamin
Prep C	Aliya
1A	Flynn
1B	Naweed
3A	Muzhda
3B	Galaxy
3C	Rory
3D	Andy
3E	Brandon
3F	Adna
4B	Austin
4D	Xavier
4E	Mahi Kaur
5A	Sarah
5B	Azeta
5D	Charlene
6A	Alexia
6B	Elyas
6C	Wasit
6D	Hassnain

Compassion

Respect

Honesty

Responsibility

# 2026 Prep Enrolment

The poster features a vibrant blue background adorned with several stylized, multi-colored rainbows in shades of yellow, orange, pink, and teal. These rainbows are positioned around the central text, creating a cheerful and inviting border.

DO YOU HAVE A  
CHILD STARTING PREP  
AT STRATHAIRD  
PRIMARY IN 2026

We are offering our 2026 Prep places in week  
1 next term (From 25<sup>th</sup> July)

if you have not enrolled and would  
like be enrol at our School, Please  
contact the office asap.

Would you like a tour?  
Do you have any questions?  
Do you have any concerns?

Please contact Sharon McMahon at the  
office on 9705 3800 or email  
[enrolments@strathairdps.vic.gov.au](mailto:enrolments@strathairdps.vic.gov.au)



# Term 3 2025

AUGUST

SEPT

<b>25th</b> Swimming for grade 1 and 2A & 2B Gr 6 p-12 Production	<b>26th</b> Swimming for grade 1 and 2A & 2B	<b>27th</b> Swimming for grade 1 and 2A & 2B Gr 5 Aquatic Notes Due	<b>28th</b> Swimming for grade 1 and 2A & 2B Last day to purchase Fathers Day Gifts	<b>29th</b> JNR Assembly
<b>1st September</b> Swimming for grade 1 and 2A & 2B Fathers Day Stalls	<b>2nd</b> Swimming for grade 1 and 2A & 2B Fathers Day Stalls	<b>3rd</b> Swimming for grade 1 and 2A & 2B	<b>4th</b> Swimming for grade 1 and 2A & 2B	<b>5th</b> SNR Assembly
<b>8th</b> Swimming Preps, Grade 2C & 2D	<b>9th</b> Swimming Preps, Grade 2C & 2D School Council 6.30pm	<b>10th</b> Swimming Preps, Grade 2C & 2D	<b>11th</b> Swimming Preps, Grade 2C & 2D Prep Information Night 6pm-7pm	<b>12th</b> JNR Assembly Gr 5 Aquatics
<b>15th</b> Swimming Preps, Grade 2C & 2D	<b>16th</b> Swimming Preps, Grade 2C & 2D	<b>17th</b> Swimming Preps, Grade 2C & 2D	<b>18th</b> Swimming Preps, Grade 2C & 2D	<b>19th</b> SNR Assembly Last Day Term 3 -2.30pm Finish Footy Parade
<b>22nd</b>	<b>23rd</b>	<b>24th</b>	<b>25th</b>	<b>26th</b>
School Holidays				
<b>29th</b>	<b>30th</b>	<b>1st October</b>	<b>2nd</b>	<b>3rd</b>
School Holidays				

# Book Fair



Thank you to everyone who came and supported our Book Fair. Students really enjoyed bringing their parents in to look at the books. We made \$4844 and with our commission from this will be able to buy some new books for our Library from Lamont Books. 😊





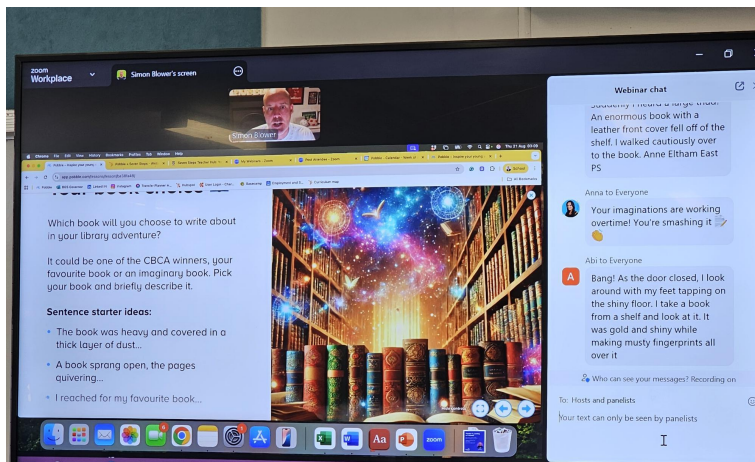


# Grade 6

## Celebrating Book Week with Writing

The Grade 6 students took part in a **special Pobble 365 Live Lesson** in collaboration with **Seven Steps to Writing Success**. This free 90-minute session was created to spark creativity and encourage young writers to begin their own storytelling journey.

Led by **Pobble Co-founder Simon Blower** and **Sarah Bakker, Head of Education at Seven Steps**, the session included interactive activities, brainstorming tasks, and exciting creative challenges. Students explored practical writing strategies while having fun with imaginative content, helping them build confidence and enthusiasm for writing.







## 1B: Little Steps, Big Impact!



With the money, we bought supplies for an afternoon of painting heart canvases. As we painted, we reflected on what amazing superstars we are for helping to recycle so much plastic and cardboard proving that even small steps can make a big difference.

We are just over halfway through this term, and our recycling bucket is already **almost a third full!** It's exciting to see our efforts making a real difference, and we hope to inspire other classes to join us in keeping our playground and gardens clean and beautiful.

We've learned that even small actions, like collecting bottles and cartons, can make a big impact—and we can't wait to see how much more we can achieve together!

Congratulations to 1B for their incredible effort! Thanks also to their amazing teacher Miss Jolene Clark for inspiring her class to take action, and for writing this piece for the newsletter.

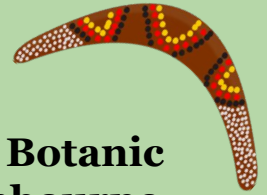
Throughout Terms 1 and 2, the students of 1B took on a mission to support our school's sustainability efforts. We decided to start small but make a big difference by collecting Oak bottles and juice cartons from lunch orders.

On each lunch order day, our 1B Waste Warriors ventured into the playground to rescue bottles and juice boxes that had accidentally ended up in the garden. With great excitement and teamwork, the students brought them back to class, ready to be recycled.

Our teacher then took our collection to a CDS Recycling station, where each container earned 10 cents for our class. We were thrilled to discover that we had saved **155 containers** from littering our beautiful school garden! This added up to a total of **\$15.50**, which the class voted to spend on a fun and creative activity.








## Grade 5 Royal Botanic Gardens, Cranbourne Excursion

As part of their Sustainability learning about Australia's First Peoples, Grade 5 attended an excursion to the Royal Botanic Gardens, Cranbourne last Monday.

Students participated in a 'Shared Country' session led by an Indigenous Australian. They took a tour around the Australian Garden where they learnt how native plants can be used for medicine, tools and food. They made ochre paint from rocks and created paintings using Aboriginal symbols. It was a wonderful day that helped the students develop a greater awareness of and appreciation for Indigenous Culture. Well done to all of the students on their fantastic engagement and behaviour.





# Father's Day


Strathaird Primary School will be holding our Father's Day Stalls on Monday 1st & Tuesday 2nd September outside the office at school.

All Gifts will cost \$3 - Children can spend up to \$6.

Students will visit the stall with their teacher during class time. As we are an environmentally friendly school it would be greatly appreciated if students could bring a reusable bag for their gifts.

**Grades attending Monday 1st September ~ Grade 2, Grade 3, Grade 4, Grade 5**

**Grades attending Tuesday 2nd September ~ Prep, Grade 1, Grade 6**



payments can be made via the QKR App by Thursday 28th August.

Thank you,  
Sharon McMahon



# Moonlit

MOONLIT SANCTUARY

## SPRING HOLIDAY CLUB

### JNR KEEPER CLUB

Ages: 7-14

9:00am-2:00pm

Registration Fee

**\$104**

Become a Junior Keeper for a Day and experience life behind the scenes at Moonlit Sanctuary.

- Meet and feed our amazing Australian animals
- Help with real-life wildlife care
- Learn about conservation and animal behaviour
- Get hands-on with enrichment activities, animal diets and more

Unplug the devices and send your junior explorer off for an unforgettable day with real keepers, real animals, and real adventures.



**Moonlit**  
Sanctuary

*the best way to see Aussie animals*



Learn more: [moonlitsanctuary.com.au](http://moonlitsanctuary.com.au)

Info : (03)5978 7935



# Grade 6 Zooper Dooper Sales

**MONDAY AND TUESDAY**

**\$1.00 Each**

**OUTSIDE ADMIN AT RECESS**

Money raised goes  
towards Graduation  
2025



**ZOOPER  
DOOPER**

# Sentral for Parents App

The **Sentral for Parents** app allows families to:

- view academic reports
- explain past and upcoming student absences
- view calendar events
- book parent/teacher interviews
- receive sick bay notifications
- view school newsletters

as well as receive real-time notifications and messages from the school



## Instructions for accessing the Sentral for Parent App

1. **Download** the 'Sentral for Parents' app. Depending on your device, visit either the Apple App Store, or the Google Play Store.
2. **Search** for Strathaird Primary School. Tap Next.
3. **Sign in** using your Sentral username (your registered email address) and password (that you created when Registering). Tap Log In.
4. You are now ready to start using the app.

## If you have never registered on Sentral:

1. Click register here to register a new account. It will ask you to create a user name and password. Enter your email address as your username and create your own password. You will receive a verification email which **MUST** be verified in order to continue.
2. Once verified, log back into the app and use the access key provided by the school to link to your child's details. *The access key will be created for you once your child is attending.*

For a quick overview on how to access the Parent Portal, please watch this short video.

<https://vimeo.com/sentraleducation/review/431752138/968dcb15a8>

If you have questions about using the app, or need some extra help then please browse the list of FAQs at

<https://info.sentral.com.au/new-app-getting-started> or contact us for assistance.





# Important Parent Resources

## PROTECT

Everyone has the right to be safe and be protected from abuse.

No one should behave in a way that makes you feel unsafe or afraid, including anyone in your family, anyone at school or anywhere else in the community.

Tell a teacher or any adult at your school if you feel unsafe.



It's everyone's responsibility.

Adults at school must listen and respond to concerns about child abuse.

If you suspect abuse of any child or young person, you have a responsibility to report it, even if you are not sure.

Further information & resources  
[www.education.vic.gov.au/protect](http://www.education.vic.gov.au/protect)



## Attendance

Please ensure your children are at school on time. Students should be at their class by 8.50am ready to begin class by 9am.

If your child is absent, please notify the school through the Parent Portal on Sentral or call the admin on 9705 3800.

### Every Minute Counts

Minutes late each school day	5 minutes	• 3 days lost
	10 minutes	• 6.5 days lost
	15 minutes	• 10 days lost
	20 minutes	• 13 days lost
	30 minutes	• 19 days lost

In a school Year



## Top 5 online safety tips for kids

1

Set up your device to protect your information.

2

Explore safely & tell an adult if you see anything online that makes you feel yuck.

3

Limit who can contact you when you're playing games.

4

Stop all contact with anyone online who asks you to do anything you don't want to do. Report and block them.

5

Ask for help if anything online is bothering you.



## How to report cyberbullying material

1

Report the cyberbullying material to the social media service



2

Collect evidence  
copy URLs or take screenshots of the material



If the content is not removed within 48 hours apply steps 3 and 4

3

Report it  
[esafety.gov.au/report](http://esafety.gov.au/report)



4

Block the person and talk to someone you trust



If you are in immediate danger, call 000 (triple zero)  
If you need to talk to someone, visit [kidshelpline.com.au](http://kidshelpline.com.au) or call them on 1800 55 1800, 24 hours a day 7 days a week



# Make good choices



Why do you like it?



Use devices near a grown-up



Time's up



## Make good choices

Help children to think about the content they watch and how to manage their time on screens.

### Message 1: Why do you like it?

Choosing to say kind things when connecting online is a life-long skill that can help prevent cyberbullying later on. The screen image can be a stimulus to discuss the types of things you should do when video calling, like saying hello with a smile.

### Message 2: Use devices near a grown-up

Children need to be aware that digital technologies should be used with a grown-up nearby and in a shared space. Children should get used to the idea, from an early age, that devices should not be used in bedrooms.

### Message 3: Time's up.

It is important to discuss with children how they will know when it's time to turn devices off and how they will transition to another activity.

### Key questions when discussing this poster could include:

- What do you like to play on devices? What makes you like it?
- Where are these people using devices? Where are you allowed to use them?
- Have you ever been told you have been playing on a device for too long? How do you feel when that happens? What do you usually do?

# Be safe



Play with the games and apps that are yours



Only talk with people you know



Some things should be kept private



## Be safe

Help children understand personal information and how it can be protected.

### Message 1: Play with the games and apps that are yours.

Devices should be set up so children know which content is for them and that other games, programs or apps may not be suitable for them. The screen image shows the folder where the little girl can find the games and apps just for her use.

### Message 2: Only talk with people you know.

This picture reminds children that they should only video call when a grown-up is helping them, and only speak to people they know.

### Message 3 - Some things should be kept private.

In this picture the boys are creating an avatar with their Grandad. Avatars can be a practical way of showing children how they can keep their real name and identity private by creating a character to represent themselves in games.

### Key questions when discussing this poster could include:

- Do you play on your Mum or Dad's phone, tablet or computer? Do you have a special place for your games and apps? How do you know what is yours?
- Do you talk on the computer to your friends and family? Who helps you?
- Why do you think the boy in the last picture looks confused? If you were going to create an avatar for yourself what would it look like? Why?

# Be kind




Say kind things



Take turns



Ask before you take a photo



## Be kind

Teach children to be kind and respectful in digital contexts.

### Message 1: Say kind things

Choosing to say kind things when connecting online is a life-long skill that can help prevent cyberbullying later on. The screen image can be a stimulus to discuss the types of things you should do when video calling, like saying hello with a smile.

### Message 2: Take turns

Taking turns is a good way of managing time on screens and building self-regulation skills. The child in the background of this picture is sad because they have been left out of the game.

### Message 3: Ask before you take a photo.

The little boy in is taking a photo of himself with his family. The screen image depicts another time when he is asking his family if they would like to be in the photo.

### Key questions when discussing this poster could include:

- Have you ever called your family or friends on a computer or tablet like the people in the first photo? What do you think they are saying? How do you know?
- Why do you think the boy in the middle photo looks sad? What could they do to stop him feeling sad?
- Do you always ask someone if it is OK to take their photo before you take it? Why?

# Ask for help



Tell a grown-up



Check before you tap



You won't get in trouble



## Ask for help

Teach children to ask a trusted grown-up for help with any issue using digital technologies.

### Message 1: Tell a grown-up.

It is really important for children to know that if something makes them feel worried, scared or sad when they are using a device they should tell a grown-up.

### Message 2: Check before you tap.

Before children use a device, they should ask a grown-up. The picture shows the little boy asking if he can play a new video he has not seen before.

### Message 3: You won't get in trouble.

When children are playing with digital technology often things happen that they didn't expect. It can be the same for grown-ups too! Children need to know that if something unexpected happens, they should tell a grown-up. They should be assured that the grown-up will know it was important for the child to share the problem even if it happened because they made a mistake.

### Key questions when discussing this poster could include:

- Have you ever seen something that made you feel worried, scared or sad when you were playing on a tablet? Who would you tell? What do you think they would say?
- Who do you ask before you play, watch or tap on something new on a device?



# Our Vision Statement and Mission

## VISION STATEMENT AND MISSION

To empower students to strive for personal achievement, embrace challenges and develop the skills and values that enable them to become lifelong learners and engaged responsible citizens in an ever changing global society.



### Honesty

We are truthful in what we say and do, people can rely on us and trust us .



## Strathaird



## Primary School

### Responsibility

We make good choices and are accountable for our actions .



**School  
Values**  
PROGRAM



### Respect

We value people's worth and qualities and treat them in a polite and friendly manner.



### Compassion

We care about others, we treat them with kindness and we help people when they are in need .