

# Strathaird Primary School News

03/05/2023

Edition 6



## Strathaird



Primary School

### School Values

Respect

Honesty

Responsibility

Compassion

#### Contact Us:

20 Sherwood Road  
Narre Warren South, 3805

PO Box 4124  
Narre Warren South, 3805

9705 3800

[Strathaird.ps@education.vic.gov.au](mailto:Strathaird.ps@education.vic.gov.au)

[www.strathairdps.vic.edu.au](http://www.strathairdps.vic.edu.au)



# Principal Page

## Capital Works Update

Instant turf has been laid on the oval yesterday. It will now take a few months, frequent watering and fertilising for it to grow and establish a strong root system. A lot of landscaping will also take place along the fence line next to the oval.

Much to the excitement of our very patient Years 3-6 students, their playground is nearly ready for use but dirt areas around the playground will be taped off to allow the grass to grow.



## New School Values

A strong school culture that promotes and supports respectful, positive relationships among staff, students and parents and empowers students to make a difference in the world, is tremendously important to the functioning and effectiveness of a school. A continual focus on key core values underpins and reinforces the school's culture. In Term 4 last year, as part of our four yearly School Review, we surveyed parents, staff and students to revise our school's values. Four values - **Honesty, Respect, Responsibility and Compassion** - were identified as the most important by the School Community and consequently we have adopted those as our key values.

In the coming weeks you will see our values displays at various places around the school, including at assembly and as large display pencils in the garden. Of course, just displaying the values won't mean they are acted on or embedded. Staff will be reinforcing, modelling and celebrating the values with students throughout each term, incidentally or explicitly in classrooms interactions, in the playground and at assembly. In addition, Teachers are on the lookout for students in their class demonstrating values and award a weekly School Values certificate, which is documented in the newsletter.



# Principal Page

## 2023 NAPLAN Results

Parents may be wondering when their Year 3 or Year 5 child will be receiving their NAPLAN report. Hard copy individual student reports are expected to be released by the end of July.

Individual student reports will incorporate the four new proficiency standards – *Exceeding, Strong, Developing, Needs additional support*. Parents will receive instructions on how to interpret the new achievement scale and student performance. The report will continue to show the national average and the range of achievement for the middle 60 percent of students in the child's year level, allowing comparison of a child's achievement against these measures.

## Education Week

Education week is a great opportunity for schools to celebrate and share Education with the community, this year Education Week will be celebrated from Sunday 14 May to Saturday 20 May. This year's theme is '**Active Learners: Move, Make, Motivate**', which celebrates physical activity, hands-on learning and student voice in education.

As part of Education Week celebrations, Strathaird Primary School will be holding an

**Open Afternoon on Wednesday 17 May from 2.15 –3.10 p.m.**

Parents are invited to attend their child's classroom during this time. Further details will be sent out next week.



## Mother's Day Stall

The Mother's Day Stall will be held next Monday 8th May and Tuesday 9th May. Preferred payment is via the QKR app. Please see the page in this newsletter so you know when your child will be attending the stall. A big thank you to Sharon McMahon and parents, Sarah McKenzie and Brooke Bontemps, who have done an amazing job preparing for the stall by ordering and organising all the gifts. A big thank you to the parents who have offered to help at the stalls next week. We really appreciate your efforts.



# School Values

## Awards



Congratulations to the following Students who received the **Compassion Award**

Prep A	Hope
Prep A	Romannus
Prep B	Shayan
Prep B	Adam
Prep C	Fabeha
Prep C	Rylee
Prep D	Dusty
Prep D	Issy
1A	Yasir
1A	Romina
1B	Zohra
1B	Tahlia
1C	William
1C	Ramona
1D	Lina
1D	Natalie
1E	Zoe
1E	Aron
1F	Bentley
1F	Ava
2E	Jaweria
2E	Muhib

3A	Tiven
3A	Zahra
3B	Soleiya
3C	Mason
3C	Alivia
3D	Rana
3D	Isabella
3E	Azariah
3E	Nahid
4A	Mitchell
4A	Lexi
4B	Abbas
4B	Susan
4C	Ebony
4C	Kannon
5A	Taylah
5A	Dean
5B	Lucy
5B	Christian
5C	Travis
5C	Nima
5D	yaser
5D	Hosna
6A	Tameeka
6A	Oliver
6B	Ruby
6B	Ethan
6C	Riley
6C	Tiana

Honesty

Respect

Responsibility

Compassion

## TERM 2 2023 - DATES TO REMEMBER

	MONDAY	TUESDAY	WEDNESDAY	THURSDAY	FRIDAY
MAY	1 \$ Due Gr 1 Mad Science Incursion	2 \$ due Gr 3 Healesville Excursion	3 District Cross Country Gr 4 Camp Forms Due	4 Gr 1 Mad Science Incursion Last day to pay Mothers Day Stall QKR	5 P-2 Assembly \$ Due Gr 5/6 Hooptime Snr Electives
	8 Mothers Day Stall	9 Mothers Day Stall Gr 3 Healesville Excursion School Council 6.30pm	10 Extra Mothers Day Stall at recess Bookclub Due	11	12 3-6 Assembly Jnr Electives
	15	16	17 \$ Due Prep Woodworker Incursion Education Week open afternoon 2.30-3.10pm	18	19 P-2 Assembly Snr Electives
	22 \$ Due Gr 6 Lightning Prem	23	24 Instal #1 due Gr 5 Camp Cadbury Chocolates to go home for parents who opted in	25 Gr 5/6 Rookie Hooptime	26 3-6 Assembly Jnr Electives Gr 6 Lightning Prem
	29	30	31 Gr 4 Camp Divisional Cross Country		
JUNE				1 Gr 4 Camp 5/6 All Stars and Future Stars Hooptime	2 P-2 Assembly Snr Electives Gr 4 Camp
	5	6 2nd Hand Uniform Stall	7	8	9 <b>Curriculum Day - No School</b>
	12 <b>King's Birthday - Public Holiday - No School</b>	13 School Council Meeting 6.30pm	14	15	16 Chocolate Monies due Back 3-6 Assembly Jnr Electives
	19	20 House Athletics Day Gr 4-6	21 Instal #2 due Gr 5 Camp	22	23 No Assembly Early finish at 2.30pm



# Student of the Week



<b>Prep A</b>	Tina	For an amazing effort with your nightly reading!!
<b>Prep A</b>	Minahil	For putting in so much effort with all of your work!
<b>Prep B</b>	Ethan John	For always showing kindness to others.
<b>Prep B</b>	Murphy	For your amazing efforts in writing!
<b>Prep C</b>	Salvation	For trying really hard in phonics
<b>Prep C</b>	Ariana	For always trying her best!
<b>Prep D</b>	Amir	For his thoughtful contributions to class discussions and his outstanding effort in all learning tasks.
<b>Prep D</b>	Riley	Improved listening in the classroom and working hard to complete learning activities.
<b>1A</b>	Emerald	For being extra kind and helpful to all her classmates.
<b>1A</b>	Ryland	For concentrating really hard on his writing this week.
<b>1B</b>	Iqra	For working hard to complete her writing. Well done!
<b>1B</b>	Saanvi	For being a helpful and kind member of our class.
<b>1D</b>	Willow	For fabulous writing about Anzac Ted!
<b>1D</b>	Yasin	For an excellent first day of Term 2.
<b>1E</b>	Deenar	For the improvement she has made in identifying letters and their sounds.
<b>1E</b>	Jal	For being a regular contributor to class discussions.
<b>1F</b>	Sarah	For excellent spelling
<b>1F</b>	Elijah	For his great start to Term 2
<b>2A</b>	Farhan	For always practising his letters and making sure he starts his sentence with a capital letter.
<b>2A</b>	Stacey	For always trying her best and contributing in class.
<b>2E</b>	Diva	For always listening to instructions and participating in whole class discussions.
<b>2E</b>	Samir	For the wonderful effort he puts in to all learning tasks.

## Specialists

Auslan	4B	For being a beautiful class who is respectful of their Auslan learning
Auslan	3C	For practicing your Auslan with your board games so well and showing great team work
ICT	3E	For fantastic work in ICT
ICT	5E	For working well in ICT
Sustainability	2A	For taking amazing photos for the Sustainability through your lens photo competition.

# Student of the Week



3A	Ali-Sina	for trying his best at all tasks this week.
3A	Amelia	for adding a fantastic title to her Narrative writing.
3B	Feriba	for being a kind and courteous member of 3B
3B	Sarah	for growing in confidence
3C	Anaya	For her amazing work during reading.
3C	Meena	For a great start to Term 2.
3D	Yahya	For his work in maths, exploring capacity
3D	Asra	For her work in maths, exploring place value
3E	Subi	For trying his best at all times
3E	Naz	For always trying her best
4A	Ashlea	For focusing and settling quickly into all tasks. Well done!
4A	Parasto	For settling quickly into our class and making new friends!
4B	Lazarael	For actively participating in class discussions
4B	Leah	For becoming more confident to ask for help in class
4C	Siya	For being a kind and helpful member of the class
4C	Patrick	For his excellent work in Maths!
5A	Yatra	For her excellent attitude towards all her learning!
5A	Grace	For her magnificent Winter's Cottage poem!
5B	Charlize	For working hard and always doing her best. Great job!
5B	Morsal	For her thoughtful poetry and hard work. Well done!
5C	Mohseen	For all your hard work in your Maths. Keep up the super effort!
5C	Detwa	For a super start to Term 2! Well done on your poetry writing on ANZAC day!
5D	Jake	For a wonderful attitude with all tasks that need to be completed.
5D	Karim	For a fantastic attitude and start to Term 2.
5E	Masooma	For always trying her best in all her learning tasks. Well done!
5E	Elhaam	For writing an amazing ANAZC Acrostic Poem. Well done!
6A	Advika	Consistently displaying an excellent attitude to all of your learning activities and always been helpful to others
6A	Cristian	For your positive attitude and approach towards your learning in the classroom.
6B	Parastoo	For your enthusiastic attitude, focused listening skills and insightful writing responses. Great Work!
6B	Safi	For your courageous start at Strathaird PS & being a positive addition to our class. Well done!
6C	Bahara	For always working hard to pride to present her bookwork with outstanding effort,
6C	Bianca	For a confident start to Grade 6 at Strathaird!
6D	Abrielle	for being very resilient this week
6D	Arah	for being a kind and helpful class member




# Grade 4




## Wonderful Writers!



This term, the Grade Fours are focusing on Persuasive writing. To begin the unit, students participated in class debates. Teams presented arguments for and against a given topic to ultimately persuade their peers and classroom teacher.



In addition, an ongoing focus in Grade Four is handwriting. This involves correct letter sizing and formation in all book work. Students have been working towards obtaining a pen licence by proving that they can consistently maintain neat handwriting.



# Wow!



# Mother`s Day Stalls



This is a copy of our Mothers Day stall schedule for Monday 8th and Tuesday 9th. Preferred payment is via the QKR app. This closes tomorrow. If you are absent on the day you are to attend, we shall have a second chance option on Wednesday at recess.

## Mother's Day Stall Timetable - Monday 8th May 2023

9.20am	3A	11.40am	4B
9.30am	Prep A	11.50am	5B
9.40am	Prep B	12.00pm	4D
9.50am	Prep C	12.10pm	5A
10.00am	3E	12.20pm	5C
10.10am	3D	12.30pm	5D
10.20am	3B	12.40pm	4C
10.30am	3C	12.50pm	5E
10.40am	Prep D		
10.50am	4A		

## Mother's Day Stall Timetable - Tuesday 9th May 2023

9.20am	1A	11.40am	2D
9.30am	1B	11.50am	2E
9.40am	1C	12.00pm	6A
9.50am	1D	12.10pm	6B
10.00am	1E	12.20pm	6C
10.10am	1F	12.30pm	6D
10.20am	1G		
10.30am	2A		
10.40am	2B		
10.50am	2C		



## Grade 1 Feeding the birds

In Term 1 the Grade 1 students learn a lot about birds that live in our school. They found out that we should not feed any birds bread as it can make the birds sick and discourage them from finding their own food. We made our own natural bird feeders.

### What you need:

- a peeled and cored apple
- sunflower seeds
- string

### What to do:

1. Peel and core the apple
2. push the sunflower seeds into the apple until it is covered with seeds
3. hang the bird feeder from a tree
4. watch the birds come and eat your seeds.





# Grade 2 Kitchen Garden

The Grade 2 children had a great time digging up potatoes in the vegetable garden. We used potatoes, cherry tomatoes, beans, herbs, spring onion, chives, some edible flowers and a few shop bought items to make some salad. We made:

- potato salad
- a mixed salad

The children helped wash, cut up and mix everything for the salads.

They very enthusiastically ate all of the salad we made, some children coming back for thirds! Don't we all wish they would do that at home!





# Advertising

JOIN OUR TERM 2

## ART CLASS

WEDNESDAYS 4-5PM

Billabong Bliss Art Studio

NARRE WARREN SOUTH



**\$20**  
\$160 term

PREP TO SIX



Scan to Register

STARTS 3RD MAY

JOIN US AT  
STRATHAIRD FAMILY  
& CHILDREN'S CENTRE  
VIA KENTON WALK

**STRATHAIRD  
PRIMARY  
SCHOOL**

**2ND HAND  
UNIFORM SALE  
TUESDAY 6TH JUNE**

**Stall will be  
outside the School  
Admin from...  
8.45am - 9.30am  
Payment is by  
Eftpos Only**



# Advertising



Scan to register

## Activities

- Art & Craft
- Painting
- Creative Construction
- Stories & Rhymes

## Billabong Bliss Art Studio MUM & ME DAD & I ART & CRAFT CLASS Starting May 1st

Run by an experienced Primary School Art Teacher ready to encourage kids with learning and creating!

Mum's/Dad's & children 3-5 yrs

\$15 per session

10:30 - 11:30 am

Oakgrove Community Centre  
Narre Warren South

For more information:



0425 851 820




Billabong\_Bliss\_Art\_Studio



# Mothers Day/Child Safety

## Mothers Day Stall

We will be holding our Mothers' Day stalls on Monday 8th May and Tuesday 9th May. We have selected some wonderful gifts for the students to purchase. Payments can be made on QKR up until the 4th May. Gifts are \$3 each. If you would like to help on the day, please email the school on [strathaird.ps@education.vic.gov.au](mailto:strathaird.ps@education.vic.gov.au)



## Child safety and wellbeing at Strathaird Primary School information for families and the school community

The Victorian Government has announced new Child Safe Standards to further strengthen child safety across organisations, including schools. The new standards recognise the critical importance of families and the broader school community in maintaining and promoting child safety and wellbeing.

Strathaird Primary school has reviewed and updated our child safety policies and procedures to ensure they meet the requirements of the new standards. These are available to view on the school website on: [www.strathairdps.vic.edu.au](http://www.strathairdps.vic.edu.au)

We are committed to continuous improvement in our approach to child safety and wellbeing and welcome feedback from families and members of our school community on ways we can further strengthen our child safety policies, procedures and practices.

If you have any suggestions, comments or questions, please contact

Julie Kennedy  
Strathaird Primary School Principal



# From the Admin

## **Changes to permission forms and payments in 2023**

This year we are aiming to go as paperless as possible with our parent communications and permission forms for excursions, incursions and activities.

### **What does this mean for me as a parent?**

\*Permission forms for excursions and incursions will now be completed digitally on the Sentral for Parents App.

\*Paper copies will no longer be sent home, so it is important that at least one parent in each family has access to the Sentral for Parents app and that you have **NOTIFICATIONS** turned on.

**\*Sentral for parents will have a strict due date and no late permissions can be given once an event is closed.**

\*Payments can still be made on the **QKR app (preferred)**, with EFTPos at the office or with cash, however cash payments for excursions and incursions can no longer be sent via the classroom teacher.

\*All cash payments need to be made at the office between 8.30 - 8.50am OR afterschool.

\*CSEF can still be used for activities. We aim to notify families of their CSEF balance on the newsfeed of the Sentral for Parents App. (this used to be handwritten on the permission forms). If you need to check your CSEF balance at any time, please contact the office via phone or email.

The office staff are happy to help you with access to the app, Sentral access keys, questions about how it works etc. We also have an ipad in the office that parents can use if you do not have access to the internet at home.

***A reminder that we do not keep change in the office, so if you wish to pay cash, please make sure that you have exact money.***

## **Are your details up to date?**

*Have you changed your home address, mobile numbers or work details?*

*Do you have a new parent email address?*

*Do you need to change your emergency contact details?*

If you answered yes to any of the above questions, please email the school office [strathaird.ps@education.vic.gov.au](mailto:strathaird.ps@education.vic.gov.au) and we will update the information on file.

# Sentral for Parents App

The **Sentral for Parents** app allows families to:

- view academic reports
- explain past and upcoming student absences
- view calendar events
- book parent/teacher interviews
- receive sick bay notifications
- view school newsletters

as well as receive real-time notifications and messages from the school



## Instructions for accessing the Sentral for Parent App

1. **Download** the 'Sentral for Parents' app. Depending on your device, visit either the Apple App Store, or the Google Play Store.
2. **Search** for Strathaird Primary School. Tap Next.
3. **Sign in** using your Sentral username (your registered email address) and password (that you created when Registering). Tap Log In.
4. You are now ready to start using the app.

## If you have never registered on Sentral:

1. Click register here to register a new account. It will ask you to create a user name and password. Enter your email address as your username and create your own password. You will receive a verification email which **MUST** be verified in order to continue.
2. Once verified, log back into the app and use the access key provided by the school to link to your child's details. *The access key will be created for you once your child is attending.*

For a quick overview on how to access the Parent Portal, please watch this short video.

<https://vimeo.com/sentraleducation/review/431752138/968dcb15a8>

If you have questions about using the app, or need some extra help then please browse the list of FAQs at

<https://info.sentral.com.au/new-app-getting-started> or contact us for assistance.





# Important Parent Resources

## PROTECT

Everyone has the right to be safe and be protected from abuse. No one should behave in a way that makes you feel unsafe or afraid, including anyone in your family, anyone at school or anywhere else in the community. Tell a teacher or any adult at your school if you feel unsafe.



### It's everyone's responsibility.

Adults at school must listen and respond to concerns about child abuse.

If you suspect abuse of any child or young person, you have a responsibility to report it, even if you are not sure.

Further information & resources  
[www.education.vic.gov.au/protect](http://www.education.vic.gov.au/protect)



## Attendance

Please ensure your children are at school on time. Students should be at their class by 8.50am ready to begin class by 9am.

If your child is absent, please notify the school through the Parent Portal on Sentral or call the admin on 9705 3800.

### Every Minute Counts

5 minutes	• 3 days lost
10 minutes	• 6.5 days lost
15 minutes	• 10 days lost
20 minutes	• 13 days lost
30 minutes	• 19 days lost



In a school Year

## Top 5 online safety tips for kids

- 1 Set up your device to protect your information.
- 2 Explore safely & tell an adult if you see anything online that makes you feel yuck.
- 3 Limit who can contact you when you're playing games.
- 4 Stop all contact with anyone online who asks you to do anything you don't want to do. Report and block them.
- 5 Ask for help if anything online is bothering you.



## How to report cyberbullying material

1

Report the cyberbullying material to the social media service



2

Collect evidence  
copy URLs or take screenshots of the material



If the content is not removed within 48 hours apply steps 3 and 4

3

Report it  
[esafety.gov.au/report](http://esafety.gov.au/report)



4

Block the person and talk to someone you trust



If you are in immediate danger, call 000 (triple zero)  
If you need to talk to someone, visit [kidshelpline.com.au](http://kidshelpline.com.au) or call them on 1800 55 1800, 24 hours a day 7 days a week



# Make good choices



Why do you like it?



Use devices near a grown-up



Time's up



## Make good choices

Help children to think about the content they watch and how to manage their time on screens.

### Message 1: Why do you like it?

Choosing to say kind things when connecting online is a life-long skill that can help prevent cyberbullying later on. The screen image can be a stimulus to discuss the types of things you should do when video calling, like saying hello with a smile.

### Message 2: Use devices near a grown-up

Children need to be aware that digital technologies should be used with a grown-up nearby and in a shared space. Children should get used to the idea, from an early age, that devices should not be used in bedrooms.

### Message 3: Time's up.

It is important to discuss with children how they will know when it's time to turn devices off and how they will transition to another activity.

### Key questions when discussing this poster could include:

- What do you like to play on devices? What makes you like it?
- Where are these people using devices? Where are you allowed to use them?
- Have you ever been told you have been playing on a device for too long? How do you feel when that happens? What do you usually do?

# Be safe



Play with the games and apps that are yours



Only talk with people you know



Some things should be kept private



## Be safe

Help children understand personal information and how it can be protected.

### Message 1: Play with the games and apps that are yours.

Devices should be set up so children know which content is for them and that other games, programs or apps may not be suitable for them. The screen image shows the folder where the little girl can find the games and apps just for her use.

### Message 2: Only talk with people you know.

This picture reminds children that they should only video call when a grown-up is helping them, and only speak to people they know.

### Message 3 - Some things should be kept private.

In this picture the boys are creating an avatar with their Grandad. Avatars can be a practical way of showing children how they can keep their real name and identity private by creating a character to represent themselves in games.

### Key questions when discussing this poster could include:

- Do you play on your Mum or Dad's phone, tablet or computer? Do you have a special place for your games and apps? How do you know what is yours?
- Do you talk on the computer to your friends and family? Who helps you?
- Why do you think the boy in the last picture looks confused? If you were going to create an avatar for yourself what would it look like? Why?

# Be kind



Say kind things



Take turns



Ask before you take a photo



## Be kind

Teach children to be kind and respectful in digital contexts.

### Message 1: Say kind things

Choosing to say kind things when connecting online is a life-long skill that can help prevent cyberbullying later on. The screen image can be a stimulus to discuss the types of things you should do when video calling, like saying hello with a smile.

### Message 2: Take turns

Taking turns is a good way of managing time on screens and building self-regulation skills. The child in the background of this picture is sad because they have been left out of the game.

### Message 3: Ask before you take a photo.

The little boy in is taking a photo of himself with his family. The screen image depicts another time when he is asking his family if they would like to be in the photo.

### Key questions when discussing this poster could include:

- Have you ever called your family or friends on a computer or tablet like the people in the first photo? What do you think they are saying? How do you know?
- Why do you think the boy in the middle photo looks sad? What could they do to stop him feeling sad?
- Do you always ask someone if it is OK to take their photo before you take it? Why?

# Ask for help



Tell a grown-up



Check before you tap



You won't get in trouble



## Ask for help

Teach children to ask a trusted grown-up for help with any issue using digital technologies.

### Message 1: Tell a grown-up.

It is really important for children to know that if something makes them feel worried, scared or sad when they are using a device they should tell a grown-up.

### Message 2: Check before you tap.

Before children use a device, they should ask a grown-up. The picture shows the little boy asking if he can play a new video he has not seen before.

### Message 3: You won't get in trouble.

When children are playing with digital technology often things happen that they didn't expect. It can be the same for grown-ups too! Children need to know that if something unexpected happens, they should tell a grown-up. They should be assured that the grown-up will know it was important for the child to share the problem even if it happened because they made a mistake.

### Key questions when discussing this poster could include:

- Have you ever seen something that made you feel worried, scared or sad when you were playing on a tablet? Who would you tell? What do you think they would say?
- Who do you ask before you play, watch or tap on something new on a device?

# Our Vision Statement and Mission

## VISION STATEMENT AND MISSION

To empower students to strive for personal achievement, embrace challenges and develop the skills and values that enable them to become lifelong learners and engaged responsible citizens in an ever changing global society.



## School Values Awards



We value Honesty, Respect, Responsibility and Compassion.

**Honesty** – We are truthful in what we say and do, people can rely on us and trust us.

**Respect** – We value peoples worth and qualities and treat them in a polite and friendly manner.

**Responsibility** – We make good choices and are accountable for our actions.

**Compassion**– We care about others, we treat them with kindness and we help people when they are in need.

Our school motto is: Success, Pride, Self Esteem, chosen by school council as fitting attributes that reflect our underlying values.

## HOW WE ENACT OUR VISION STATEMENT AND MISSION

School Council provide Governance and direction through School Policies, the school's Strategic Plan and the implementation of that plan through the Annual Implementation Plans. The philosophy of our curriculum delivery is based on our vision statement and mission. We promote our values across the school and include specific presentations on values through whole school assemblies.

Extra curricula activities during lunch time include: library time gardening, music/choir, Years 2 sports fun, chess for grades 3, 4 and grade 5 and 6 and camps, are all aimed at developing this philosophy.

